



ADDEX

HIGH-PERFORMANCE AUTOMATIC PROFILE CONTROLS

EGC External Gauge Control



ADDEX INC.

251 Murray Street
Newark, NY 14513, USA
Tel: (+1) 315.331.7700
Fax: (+1) 315.331.7734
Email: addex@addexinc.com
www.addexinc.com

NOW WITH
Intensive
Cooling
TECHNOLOGY


ADVANCING STATE-OF-THE-ART COOLING TECHNOLOGY

ADVANCING STATE-OF-THE-ART COOLING TECHNOLOGY

HIGH-PERFORMANCE/AUTOMATIC PROFILE CONTROLS

EGC External Gauge Control

US Patents 5,676,893, 5,468,134 and 6,739,855



THE AIR RING

Equipped with horizontally sliding teeth that adjust the air flow through the radially located channels in the air ring's plenum, in response to mapped thickness profiles. Preferential cooling on the outside of the bubble delivers a uniform thickness profile. The Addex EGC air ring controls 100% of the airflow to the air ring, therefore providing the greatest impact on the process and maximum control capability for gauge variation.

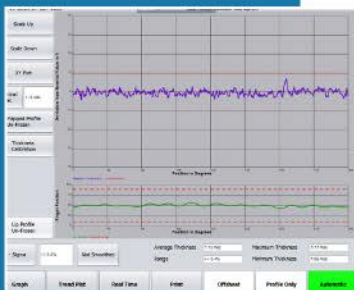


THE MAPPER

Processes the raw profile input from the thickness measuring system and combines it with signals from the reversing haul-off position and nip roll speed to achieve 1° film profile mapping—the best in the industry—to match our high-resolution air ring.

THE GRAPHICAL USER INTERFACE

A wall-mounted control panel with 17" touchscreen monitor. Allows gauge profiles and control profiles to be displayed together with trending and profile statistical analysis. Super easy to install—only requires power and Ethernet connection between air ring, mapper and UI.



**WE MEASURE
BETTER,
WE CONTROL
BETTER**

AVAILABLE SENSOR OPTIONS

AROUND THE BUBBLE

Located on a scanning live ring between the highest frostline and the collapsers, rotating around the bubble.

- CAPACITIVE (LIGHT CONTACT)
- AIR-CUSHIONED CAPACITIVE (NON-CONTACT)
- AIR-CUSHIONED NUCLEAR (NON-CONTACT)

IN THE COLLAPSING FRAME

ALF (AllayFlat) located in the middle of the collapsing frame positioned by the oscillating haul-off.

- CAPACITIVE (LIGHT CONTACT)
- AIR-CUSHIONED CAPACITIVE (NON-CONTACT)
- AIR-CUSHIONED NUCLEAR (NON-CONTACT)

AFTER THE PRIMARY NIP ROLL

Oscillating haul-off required.


- CAPACITIVE LAYFLAT (NON-CONTACT)
- IR SCANNER (NON-CONTACT)
- NUCLEAR SCANNER (NON-CONTACT)

AIR REQUIREMENTS

US	METRIC
D" x 150 = CFM @ 80°F & 25" H ₂ O	D mm x 10 = m ³ /h @ 27°C & 6.2 kPa
LEGEND D" = Die diameter in inches CFM = Cubic feet per minute F = Degrees Fahrenheit H ₂ O = Inches water pressure unit D mm = Die diameter in mm m ³ /h = Cubic meters per hour C = Degrees Celsius kPa = Kilopascal pressure unit	

NOTE: Precision blower & die profile information required at time of order.

SPECS

SIZE		Number of Air Inlets x Ø	Number of EGC Control Zones
4"–8" 100–200 mm	48" 1220 mm	6 x 4"/102 mm	90–114
8"–16" 200–400 mm	56" 1423 mm	6 x 4"/102 mm	120–168
16"–24" 400–600 mm	64" 1626 mm	8 x 4"/102 mm	168–216
24"–36" 600–900 mm	76" 1931 mm	10 x 4"/102 mm	224–288
Larger sizes are available upon request			

Note: For Intensive Cooling specs, see the Addex Intensive Cooling Air Rings Data Sheet.

FEATURES

- Available with Intensive Cooling technology to boost output by 10–15% & improve stability.
- The film's thickness variation is corrected by the automatic adjustment of the air flow through the air ring's channels.
- The overall air flow and thus the air ring's optimum cooling capacity is preserved regardless of the adjustments.
- Very high resolution of the control is assured by a multitude of control zones that can be moved to any "in" or "out" position within each channel.
- Ethernet and single power source connection.

HOW DO WE DO IT?

A single actuator serves all zones, SIMPLIFIES the system and MAXIMIZES the resolution



251 Murray Street
Newark, NY 14513, USA
Tel: (+1) 315.331.7700
Fax: (+1) 315.331.7734
Email: adde@addexinc.com
www.addexinc.com